



Lillian de Lissa
Nursery School

Lillian de Lissa Nursery School

Bellevue, Edgbaston,

Birmingham B5 7LX

Tel: 0121 675 3421

Email: enquiry@ldelissa.bham.sch.uk

Thursday 7th January 2021

Hello everyone!

We have been phoning you this week as part of our well-being calls to check that you are all ok and to inform you that we are open and your nursery space is still available.

We also understand if you are choosing to keep your child at home at the moment. We will be writing you every week with some ideas for what to do at home with your child.

The fantastic news is - your child learns through play- play makes them happy - and feeling happy is proven to make the learning stick in their brains too!

If you have a go at any of the activities we'd love to see a photo. You can send them to s.appadu@ldelissa.bham.sch.uk




1 Wash wash wash your hands!

At nursery we have been reminding children about the importance of washing our hands when we arrive at nursery and at different points throughout the day. Watch how Peppa Pig learns how to scrub a dub scrub a dub and wash her hands nice and clean! Just follow these links.

<https://www.youtube.com/watch?v=eJ3-8ESa4vY&safe=true>

<https://www.bbc.co.uk/cbeebies/watch/washing-your-hands-song>



2. Special Books

At Nursery we have special books - our VERY favourite books that we keep in a book bag on the wall. Ask your child about the bags on the wall - all the children love those stories! Each group has a different bag every half term so that your child has experienced a range of fantastic books. Every week we'll post a link to the books we know that the children love. This week it's The Very Hungry Caterpillar, read by the author and illustrator Eric Carle.

<https://youtu.be/75NQQ-Sm1YY>



Please have a look at our Facebook and Instagram page - we will put videos of keyworkers reading rhymes and stories that the children love.

It can be relaxing to watch them together and learn the rhymes that often have actions. Did you know that listening to stories and rhymes is the most important experience to help your child to learn to read? Research backs that up. It's wonderful!



Also please visit our new school website, click on the link here;

<https://lilliandelissa.sch.life/>


There is lots of information for parents, as well as additional home learning links. This website will be updated on a regular basis. Take a look!



3 Brrr! The weather is so cold at the moment! We need to wrap up warm!

Snow has been forecast in Birmingham this week and snow has so many learning opportunities for your child! It's amazing! Watch how the snowflakes fall from the sky see if you can count them! What shapes can you see? Go outside in the snow for a wintery walk- how does the snow feel in your hands? How does the snow feel when it? Crunch crunch crunch.....and what's that when you walk in the snow? Can you see anything?

LOOK behind you! Oh my goodness...Wow! FOOTPRINTS in the snow!



After you have enjoyed the snow together you could watch this story together! It's called A Snowy Day, animation is by Jay Boucher. Ask your child about the story and have fun watching it together!

<https://www.youtube.com/watch?v=FmZCQfeWjeQ&safe=true>



4. Winter themed stories and games

Lots of winter cee beebies games here for you to play and have fun with together, just follow this link.

<https://www.bbc.co.uk/cbeebies/curations/winter>



5. Maths maths maths is everywhere

We have found a brilliant early years maths website that gives you so many ideas of what games you could play at home with your child using everyday objects. Have a look by following this link.

<https://www.zerotothree.org/resources/3117-math4littles-early-math-activities-for-two-and-three-year-olds>



6. Lockdown family handprints.

Here's a great idea from Miss Suter, one of our visiting teachers. Each family member paints one or both of their hands and makes handprints on the paper. Put each family member's name next to their handprints and add the date so that you can keep it. You could use different coloured paint on each hand and rub them together to see if you can recognise the new colour you have made.



7. Sock puppet -Here's another creative idea from Miss Suter.

You could make a sock puppet using an old sock, stick some googly eyes on or sew some buttons on to make eyes, you could use wool, string or scraps of paper for hair.



8.Stories about Coronavirus

This week at Nursery we have also been reading stories to the children about the Coronavirus which is helping them to make sense of why things feel a bit different at the moment. Click on the following links here to share the story with your child.


HELLO!

I am a **VIRUS**,
cousins with the Flu and
the Common Cold

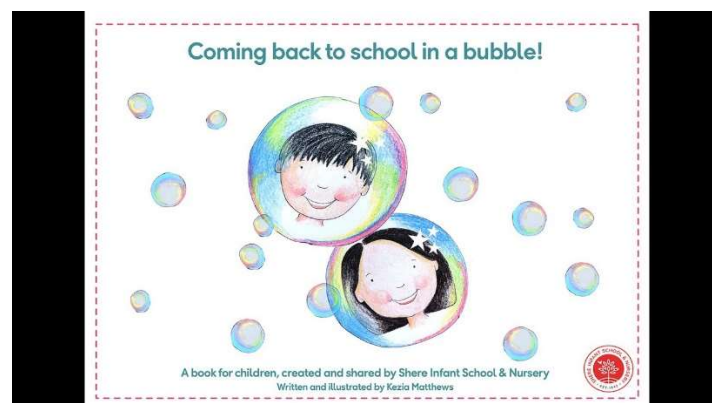


My name is **Coronavirus**

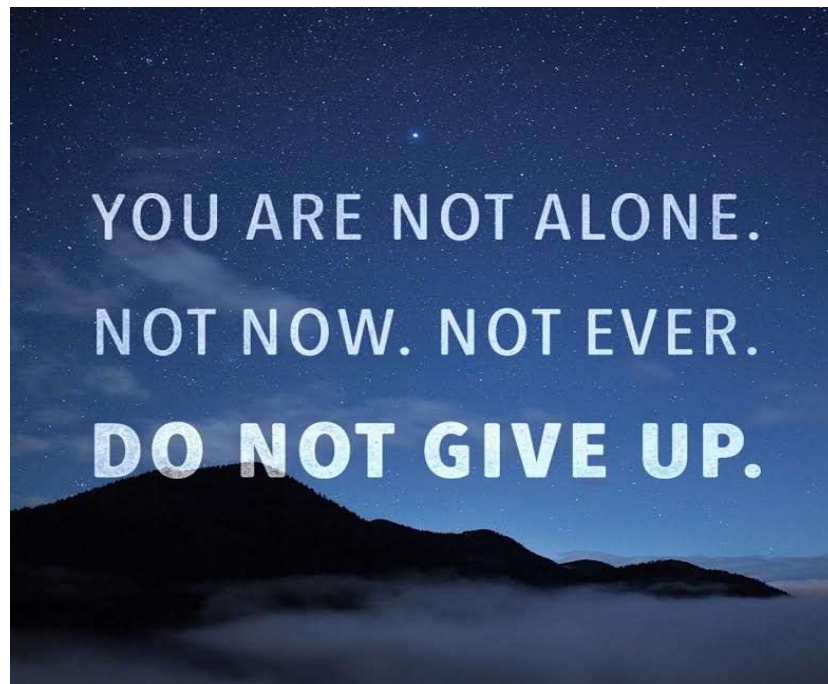
<https://www.youtube.com/watch?v=MVvVTDhGqaA&safe=true>



<https://www.youtube.com/watch?v=K5zIJJCIEig&safe=true>



<https://www.youtube.com/watch?v=XUXDX0WFyno&safe=true>



Remember you are not alone. If you need advice or are struggling in any way, please do talk to us. We are always so happy to help our families!

We can put you in touch with people who can help and of course we will always listen.

Take care and stay safe,

Kind regards,

All the team at Lillian de Lissa Nursery School