



Lillian de Lissa
Nursery School

Lillian de Lissa Nursery School
Bellevue, Edgbaston,
Birmingham B5 7LX
Tel: 0121 675 3421


Wednesday 1st July 2020

Hello everyone!

Here's some ideas for what to do at home with your child.

We've been thinking about what the children love doing when they are at Lillian de Lissa Nursery. If you have a go at any of the activities we'd love to see a photo. You can send them to s.appadu@ldelissa.bham.sch.uk.

We print them out because the staff love seeing them so much.



1 Question: What's the best thing since sliced bread?

Answer: Eating sliced bread!

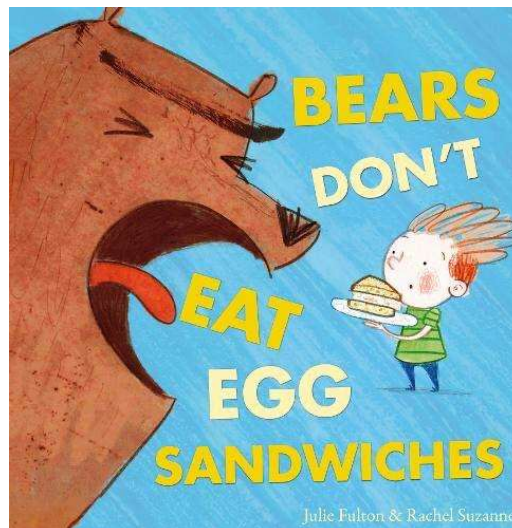
A chance to learn science and language!

For this activity you will need some sliced bread, some soft butter or vegetable spread and cheese or jam.


Firstly - you could make some toast. This is a good chance to talk about change and how to be safe. Have a look at the bread before you put it in the toaster - is it hot or cold? Can you bend it? Put it in the toaster - and listen for the 'pop' and the toast coming up. Tell your child that it's your job to take it out because it got very hot- too hot for children's fingers at first. The toast will start to cool down so have a look at it with your child - has it changed colour? How does it feel? What can you

smell? Let your child put the butter/spread on it - it could be messy - please don't worry about this- it will be worth it- your child will be so proud that they did it themselves! (And using a cutlery knife- the same knife that you'd eat your dinner with - can cut up food but isn't sharp - to put the butter on helps develop their coordination!) Perhaps add some jam? Enjoy eating it - listen to the crunch! Maybe you could make some toast for someone else in your home - how grown up! You could also make some sandwiches- ask for your child's help to spread the butter/spread and choose a filling. If you give them a slice of cheese they could cut it up into smaller pieces with a cutlery knife to put in the sandwich. Children love chopping up food smaller and smaller! Remember to praise them: "Wow- you made your own sandwich!" "Mmmmmmm- that's so tasty!"

You could watch this lovely story - Bears Don't Eat Egg Sandwiches read by the author, Julie Fulton.



<https://youtu.be/qW9OaXdVDc>



2 At Nursery we have special books - our VERY favourite books that we keep in a book bag on the wall. Ask your child about the bags on the wall - all the children love those stories! Each group has a different bag every half term so that your child has experienced a range of fantastic books. Every week we'll post a link to the books we know that the children love.

This week is So Much by Trish Cooke.

They weren't anything - Mum and the baby- not really and then - DING DONG!

Who is at the door?

Watch and find out!

Two versions - one on YouTube and one on Facebook. The Facebook version is read by the author Trish Cooke herself.

<https://youtu.be/A8GhmczYen0>

<https://www.facebook.com/1812326372322951/videos/708780446562001/?vh=e&d=n>



3 FREE ART BOXES!

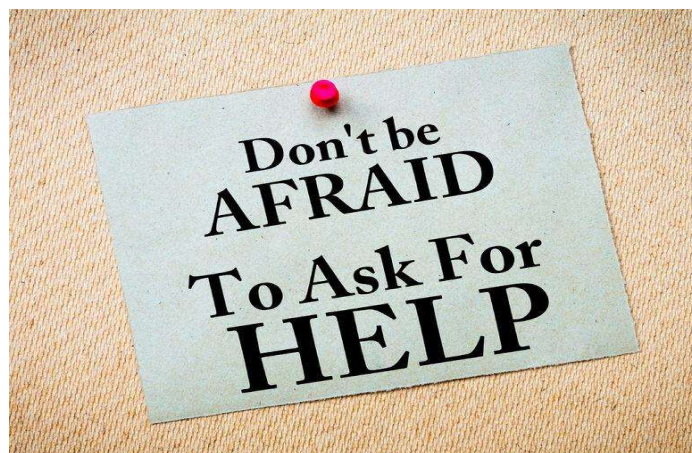
At school we have some Arts Connect boxes. We are so excited by this! The boxes contain a box of watercolour paints, paintbrushes, paper, pencils, playdough, a glue stick - everything your child needs to be creative!

Being creative makes us happy.

They are **COMPLETELY FREE** - just come to Nursery to collect a box for your child. Social distancing will be observed - do come and collect a box and say hello!

We know that being in lockdown with small children can be challenging sometimes. At Lillian de Lissa we often think of the children and the parents and carers. We do miss you.

Ring us for a chat if you need to and please know this - it's ok to ask for help.



Take care and stay safe,

Kind Regards,

All the Team at Lillian de Lissa Nursery School

